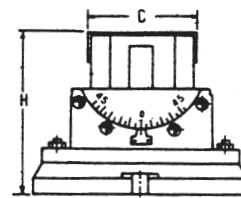
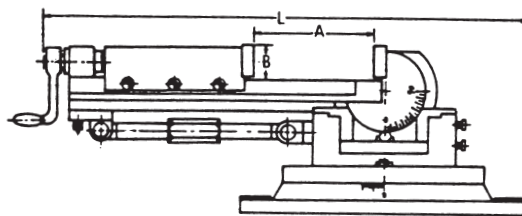




# 3-Way Angle Milling Vise



Order No. & Dimensions

Unit:mm

ORDER NO.	Jaw			H	L	Height at vertical position	Gross Weight kg	Meas CFT	CODE NO.
	Width	A	B						
VW-3	80	90	30	144	400	385	(C)21	0.7	1002-080
VW-4	106	105	38	172	460	470	(C)33	1.2	1002-081
VW-5	132	140	40	205	625	590	(W)53	1.6	1002-082

1. Angles can be set in 3 dimensions. Swivels 360° around base. The vise can be elevated through 90° from the horizontal to vertical. And also can be tilted on its lower angle base up to 45° in both right and left.
2. Tilting of any angle all keep the workpiece steady, smooth.
3. Particularly the clamping part of screw is strengthened by a bush made of gumetal.



# 2-Way Machine Vise




- heavy cast iron structure
- scales in both axis
- 360° swivel around Z-axis
- 90° vertical and horizontal swivel

ORDER NO.	VWT-5
jaw width	125
jaw height	46
max. opening	100
alignment slot	16
height	160mm
L x W x H(OVERALL)	410x315x160
WEIGHT	35kg
PACKING	420x290x210
CODE NO.	1002-090



# Heavy Duty Machine Vise

ENGLAND TYPE



- Vice body made from high grade iron for rigidity.
- Low overall height.
- Moving jaw runs in long prismatic slides with provision for wear adjustment.
- Hardened and ground steel jaw plates supplied as standard.
- Totally enclosed acme screw with three point location operating in a phosphor bronze nut.

ORDER NO.	VWA-160
Width of jaws	150
Max jaw opening	165
Depth of jaws	50
Overall size of swivel base	530x215
Overall height	100
Net weight (kg)	35
Packing(mm)	560x205x165
CODE NO.	1002-100