




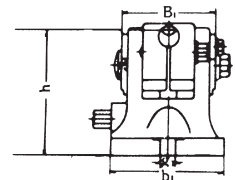
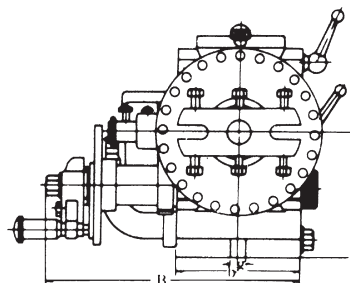
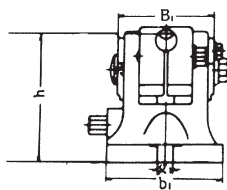
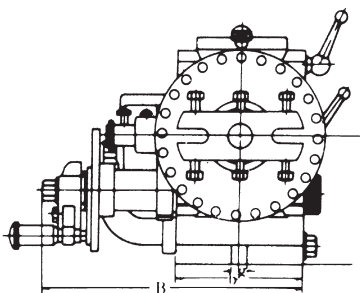
Universal Dividing Head



THREAD SPINDLE: 2 1/4"-8TPI

ORDER NO.	WEIGHT	CODE.NO.
BS-2	65kgs	1001-052

Standard Accessories



Universal Index B & S Type No.2 (Head-stock)

Unit:mm/inches.

ORDER NO.	A	B	H	h	a	b	g	Taper of center	Spindle hole
BS-2	365 14 13/32	272 10 45/64	236 9 13/64	132.7 5 15/64	213 5 29/64	134 5 9/32	16 5/8	MT-4	25.4 1

BS-2(Tail-stock)

Unit:mm/inches.

ORDER NO.	A1	B1	H1	h1	a1	b1	g1
BS-2	205~255 8 5/64 ~ 10 5/64	86 3 15/32	139 5 15/32	132.7 5 15/64	175 6 57/64	124 4 7/8	16 5/8

ORDER NO.	Gross Weight kg	Meas. CFT	Applicable Chuck
BS-0	(C)20	0.8	4" OR 5"
BS-1	(C)33	1.3	5" OR 6"
BS-2	(C)65	3.4	6" ,7" OR 8"

TEST REPORT

ITEM NO.	TESTING OBJECTIVE	VARIATION (INCHES)(MM) MAXIMUM TESTED	
1	TRUE RUNNING OF CENTER	0.0006(0.015)	
2	TRUE RUNNING OF INSIDE TAPER OF DIVIDING SPINDLE (1) MEASURED AT SPINDLE NOSE (2) MEASURED AT ARBOR 8-IN. LONG	(1)0.0004(0.01) (2)0.0012(0.03)	(1) (2)
3	AXIAL MOVEMENT OF DIVIDING SPINDLE	0.0004(0.01)	
4	DIVIDING ACCURACY OF WORM DRIVE MAXIMUM CUMULATIVE SPACING ERROR	1'30"	



Universal Dividing Head

BS-2A

NEW



BS-2A COMES WITH A TAIL STOCK, A SET OF DIVIDING PLATE, A SET OF CARRIER CLAMP, A 3 JAW PLATE, A CENTER

BS-2A BODY STRUCTURE IS SAME AS BS-2 WITHOUT CHANGING GEAR ARBOR OR BRACKET. OTHER ACCESSORIES ARE SAME AS BS-2.

Standard Accessories



Universal Index B & S Type No.2 (Head-stock):

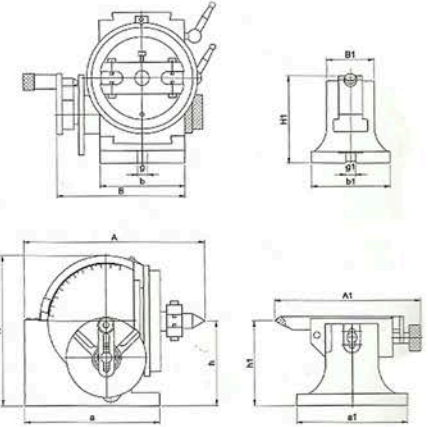
Unit:mm/inches.

ORDER NO.	A	B	H	h	a	b	g	Taper of center	spindle hole
BS-2	365 14 ¹³ / ₃₂	272 10 ⁴⁵ / ₆₄	236 9 ¹³ / ₆₄	132.7 5 ¹⁵ / ₆₄	213 5 ²⁵ / ₆₄	134 5 ⁹ / ₃₂	16 ⁵ / ₈	MT-4	25.4 1
BS-2A	285	202	237	134	213	134	16	MT-4	25.4

BS-2 (Tail-stock)

Unit:mm/inches.

ORDER NO.	A1	B1	H1	h1	a1	b1	g1
BS-2	205~255 8 ⁵ / ₆₄ ~10 ⁵ / ₆₄	86 3 ¹⁵ / ₃₂	139 5 ¹⁵ / ₃₂	132.7 5 ¹⁵ / ₆₄	175 6 ⁵⁷ / ₆₄	124 4 ⁷ / ₈	16 ⁵ / ₈
BS-2A	218	74	139	134	175	124	16



ORDER NO.	WEIGHT(kgs)	CODE NO
BS-2	65	1001-052
BS-2-J-6	78.5	1001-055
BS-2-J-8	80	1001-056
BS-2A	36	1001-057
BS-2A-J-6	42	1001-058
BS-2A-J-8	49	1001-059

ORDER NO.	Gross Weight kg	Meas. CFT	Applicable Chuck
BS-0	(C)20	0.8	5"
BS-1	(C)33	1.3	6"
BS-2	(C)65	3.4	6" OR 8"